

## Pupil Premium Impact Statement 2023-24

In 2023/24 Marden Bridge Middle School received £147,805 in Pupil Premium funding, and we have effectively utilised this to secure improved outcomes for our disadvantaged pupils.

### Empowering Minds:

#### Year 8 attainment gaps *(compared to baseline in year 5)*

<b>148 pupils</b>	<b>Missing Assessment</b>	<b>On Track or Higher</b>	
<b>Reading</b>	<b>No. (%)</b>	<b>Sum2 20-21</b>	<b>Sum2 23-24</b>
Pupil Premium	30 (20.3%)	50.0%	76.9%
Not Pupil Premium	118 (79.7%)	88.4%	93.8%
Difference (change in difference):		38.4	16.9 (-21.5)
<b>148 pupils</b>	<b>Missing Assessment</b>	<b>On Track or Higher</b>	
<b>Writing</b>	<b>No. (%)</b>	<b>Sum2 20-21</b>	<b>Sum2 23-24</b>
Pupil Premium	30 (20.3%)	57.7%	65.4%
Not Pupil Premium	118 (79.7%)	87.5%	91.1%
Difference (change in difference):		29.8	25.7 (-4.1)
<b>148 pupils</b>	<b>Missing Assessment</b>	<b>On Track or Higher</b>	
<b>Mathematics</b>	<b>No. (%)</b>	<b>Sum2 20-21</b>	<b>Sum2 23-24</b>
Pupil Premium	30 (20.3%)	30.8%	61.5%
Not Pupil Premium	118 (79.7%)	71.4%	90.2%
Difference (change in difference):		40.6	28.7 (-11.9)
<b>148 pupils</b>	<b>Missing Assessment</b>	<b>On Track or Higher</b>	
<b>Science</b>	<b>No. (%)</b>	<b>Sum2 20-21</b>	<b>Sum2 23-24</b>
Pupil Premium	30 (20.3%)	80.8%	84.6%
Not Pupil Premium	118 (79.7%)	95.5%	96.4%
Difference (change in difference):		14.7	11.8 (-2.9)

Over four years

	PP pupil Attainment Change	Gap Change
Reading	+ 26.9%	- 21.5%
Writing	+ 7.7%	- 4.1%
Maths	+ 30.7%	- 11.9%
Science	+ 3.8%	- 2.9%

Pupils in core subjects see attainment rising and gaps closing over the four years that they are with us at Marden Bridge. This is matched in the vast majority of foundation subjects also (data available on request).

## Year 6 SAT outcomes

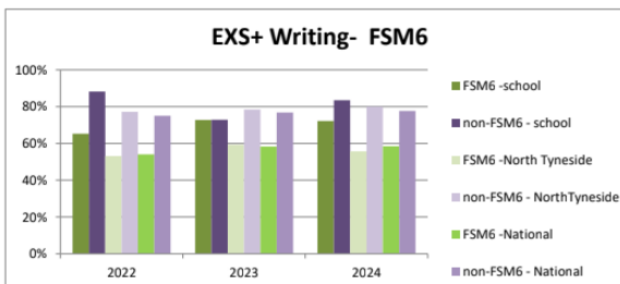
### FSM6

	2022	2023	2024
FSM6 -school	48%	70%	67%
non-FSM6 - school	78%	82%	83%
FSM6 -North Tyneside	62%	65%	64%
non-FSM6 - North Tyneside	83%	81%	84%
FSM6 -National	61%	60%	62%
non-FSM6 - National	79%	78%	80%



### FSM6

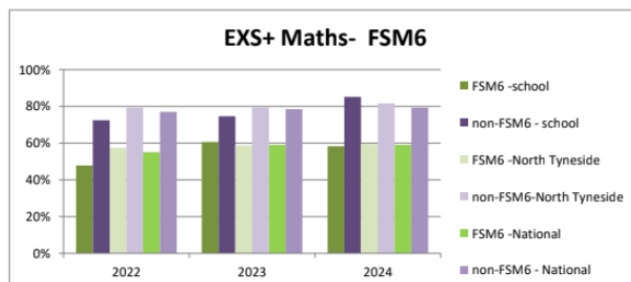
	2022	2023	2024
FSM6 -school	65%	73%	72%
non-FSM6 - school	88%	73%	83%
FSM6 -North Tyneside	53%	59%	56%
non-FSM6 - North Tyneside	77%	78%	80%
FSM6 -National	54%	58%	59%
non-FSM6 - National	75%	77%	78%



Reading and writing outcomes for FSM pupils were better than both local authority and national averages for 2024 SAT results.

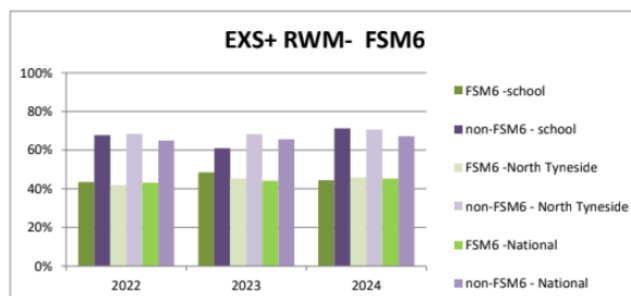
### FSM6

	2022	2023	2024
FSM6 -school	48%	61%	58%
non-FSM6 - school	72%	75%	85%
FSM6 -North Tyneside	57%	59%	59%
non-FSM6 -North Tyneside	79%	79%	82%
FSM6 -National	55%	59%	59%
non-FSM6 - National	77%	79%	79%



### FSM6

	2022	2023	2024
FSM6 -school	43%	48%	44%
non-FSM6 - school	68%	61%	71%
FSM6 -North Tyneside	42%	45%	46%
non-FSM6 - North Tyneside	68%	68%	71%
FSM6 -National	43%	44%	45%
non-FSM6 - National	65%	66%	67%



Maths and RWM outcomes for FSM pupils were in line with both local authority and national averages for 2024 SAT results.

## Inspiring Futures

### SEMH Provision 2023/24

Intervention	Total	M	F	Y5	Y6	Y7	Y8	PP	SEN
Wellbeing coordinator	29	19	10	4	3	12	9	11	12
School Nurse	63	23	40	11	26	12	12	21	27
Learning Mentor	14	0	14	5	4	3	1	5	1
TRAX	5	2	3	0	0	4	1	2	3
Theraplay	27	13	14	16	7	3	1	5	13
Communicate & Regulate	12	5	7	6	3	3	0	5	7
THRIVE	3	2	1	2		1	0	2	1
Young Carers	19	8	12	4	5	7	4	6	5
FRIENDS Resilience	12	5	7	12	0	0	0	2	4
<b>Totals</b>	<b>184</b>	<b>77</b>	<b>108</b>	<b>60</b>	<b>48</b>	<b>45</b>	<b>28</b>	<b>59</b>	<b>73</b>
<b>Overall</b>	184/595	77/305	108/290	60/148	48/149	45/151	28/147	59/135	73/96
<b>%</b>	30.92%	25.25%	37.24%	40.54%	32.21%	29.80%	19.04%	43.70%	76.00%

43.7% of PP pupils have accessed SEMH support, compared with 31% of all pupils.

### Attendance 2023/24:

	PP	Non-PP	Gap
National	85.4	92.94	7.54
North Tyneside	84.62	93.56	8.94
<b>MBMS</b>	<b>90.27</b>	<b>95.25</b>	<b>4.98</b>

- Pupil premium pupils attend better than national and local cohorts.
- The gap between PP and non-PP pupils is smaller than both national and local figures.
- PP measures for overall absence, persistent absences, severe persistent absence and unauthorised absence are all in the top quartile

### OHSL club attendance

57% of our PP cohort are signed up for at least 1 after school club (sept 2024) . This figure is up 3% from last year.

**Suspensions 2023/24:**

	PP	Non-PP	Gap
2021/22	13.4%	4.3%	9.1%
2022/23	9%	5.3%	3.7%
2023/24	4.5%	2.3%	2.2%

Suspensions have reduced for PP pupils over the last three years, and the gap is also reducing.

FFT Lab data shows that 12% of DP pupils in Year 7 were suspended once a more in 23/24. DP pupils at MBMS have a positive 3 year trend of being suspended less than their national counterparts.